



Wacker Neuson Group – Q3/19 Conference Call

Martin Lehner (CEO), Wilfried Trepels (CFO)
November 7, 2019





Overview

01

Financials

02

Outlook

03

Q3/19		9M/19	
Revenue yoy	EBIT yoy	Revenue yoy	EBIT yoy
+12%	-4%	+14%	+4%
(€ 467 m)	(margin: 8.6%)	(€ 1,418 m)	(margin: 8.8%)
Op. CF	FCF	Op. CF	FCF
€ 2 m	€ -17 m	€ -143 m	€ -203 m
(Q3/18: € 10 m)	(Q3/18: € -3 m)	(9M/18: € -26 m)	(9M/18: € 9 m)

September 30, 2019

NWC ratio¹: 48.1%

(+9.8 PP yoy)

DIO²: 173 days

(+22 days yoy)

Equity ratio: 54.0%

(-11.3 PP yoy)



Overview

01

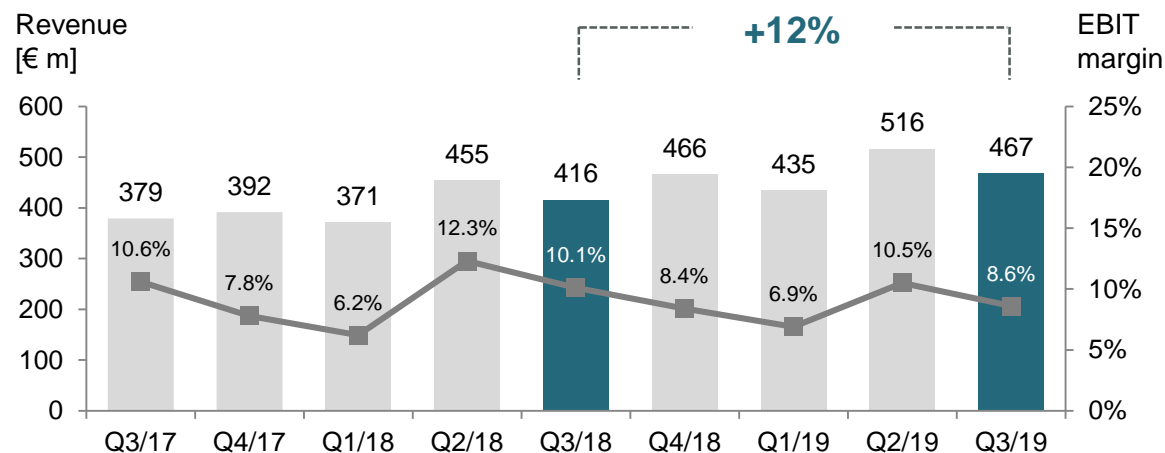
Financials

02

Outlook

03

Q3/19: Revenue remains on growth path



Income statement (condensed)

€ m	Q3/19	Q3/18	9M/19	9M/18
Revenue	467.2	415.8	1,417.9	1,240.9
Gross profit	117.9	113.9	364.8	339.0
<i>as a % of revenue</i>	25.2%	27.4%	25.7%	27.3%
SG&A incl. other income/expenses	-77.7	-72.1	-240.1	-218.6
<i>as a % of revenue</i>	-16.6%	-17.3%	-16.9%	-17.6%
EBIT	40.2	41.8	124.7	120.4
<i>as a % of revenue</i>	8.6%	10.1%	8.8%	9.7%
Financial result	-4.2	-2.6	-8.9	-7.9
Taxes on income	-10.3	-11.5	-35.7	-45.3
Profit for the period¹	25.7	27.7	80.1	122.0
EPS (in €)	0.37	0.39	1.14	1.74
Adj. EPS (in €)²	0.37	0.39	1.14	1.09

Q3/19: Comments

Revenue +12.4% yoy (adj. for FX effects: +11.1%)

- Strong growth in all reporting regions
- Sustained above-average growth for compact equipment targeted at the agricultural sector (+23% yoy)

Gross profit +3.5% yoy (gross profit margin -2.2 PP)

- Cutbacks in production programs resulted in overcapacity, which impacted productivity at production plants
- Increase in profitability in the US could not be realized within the planned timeline
- Unfavorable product and customer mix for new equipment sales

EBIT -3.8% yoy (EBIT margin: -1.5 PP)

- Operating costs increased below average; their share of revenue decreased by 0.7 PP yoy
- Decrease in gross profit margin could not be compensated for

Earnings per share -5.1% yoy

- Financial result € 1.6 m down on prior year: Attributable to a rise in interest expenses caused by an increase in gearing and the initial application of IFRS 16
- Tax rate decreased slightly yoy to 28.6% (Q3/18: 29.3%)

Business development by region and business segment



Q3/19: Double-digit growth in all regions

	Revenue [€ m]	share	yoy	EBIT ¹
Europe	337.6	72%	+10%	36.0
Americas	114.9	25%	+18%	-1.9
Asia-Pacific	14.7	3%	+32%	-1.3
Total Q3/19	467.2	100%	+12%	40.2

Q3/19: Above-average growth with light equipment

	Revenue [€ m] ²	share	yoy
Light equipment	127.1	27%	+17%
Compact equipment	248.5	53%	+13%
Services	96.9	21%	+6%
Total Q3/19	467.2	100%	+12%

Q3/19: Comments

Revenue Europe +10.0% yoy (adj. for FX effects: +9.9%)

- Continued above-average growth in England, France, Germany, Austria, the Czech Republic, Spain and Italy
- Gains in particular with dumpers, wheel loaders, telescopic handlers and compaction technology
- Revenue generated with Weidemann- and Kramer-branded compact equipment for the agricultural sector +23% yoy
- EBIT¹ was clearly lower than the prior year at € 36.0 m (Q3/18: € 47.9 m) due to, among other things, a drop in productivity; positive effect through consolidation

Revenue Americas +17.6% yoy (adj. for FX effects: +12.7%)

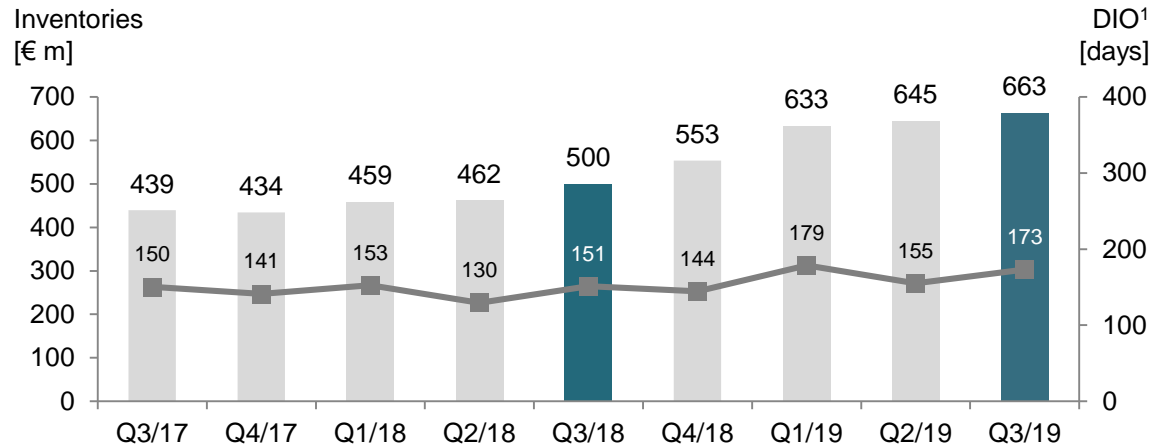
- Continued strong growth in worksite technology, esp. generators and light towers
- Significant gains with compact equipment imported from Europe
- EBIT¹ improved vs. PY (Q3/19: € -1.9 m; Q3/18: € -3.6 m); still affected by cutbacks in the production program and initial difficulties in rolling out new processes in the US

Revenue Asia-Pacific +32.4% yoy (adj. for FX effects: +32.4%)

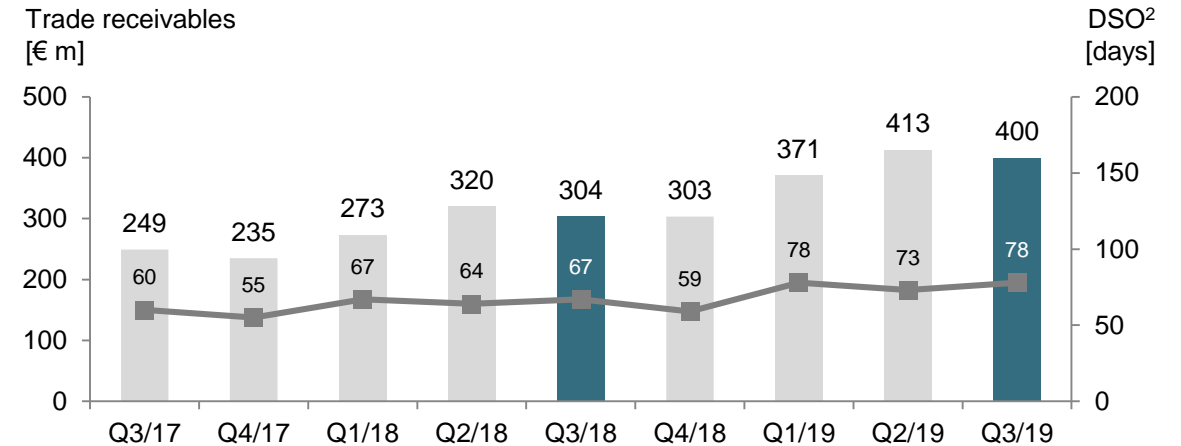
- Despite the rise in revenue, earnings did not improve due to strong price pressure in China (among other things)
- Sale of equipment to OEM partner below planned figures due to difficult market dynamics in China

Inventory and receivables clearly above target, NWC elevated

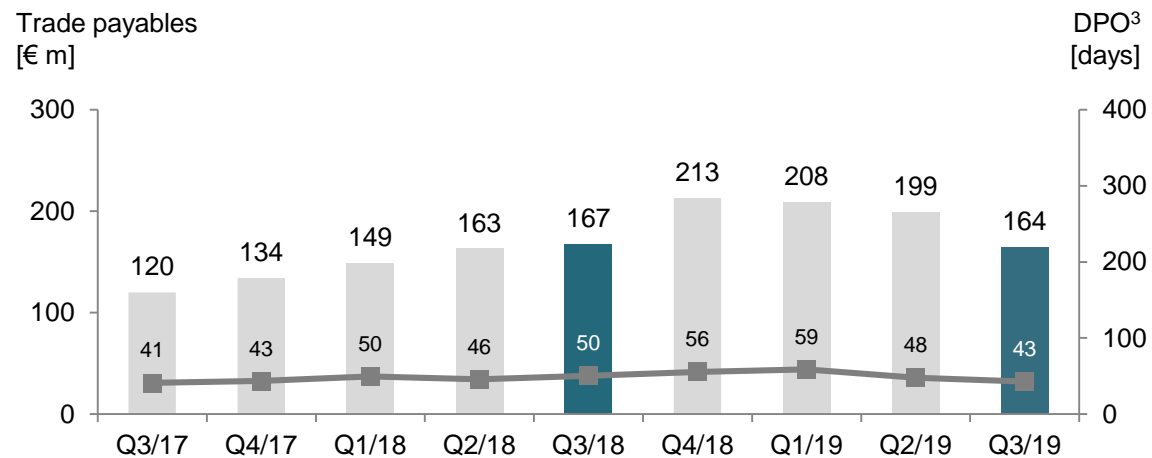
Inventories



Trade receivables



Trade payables



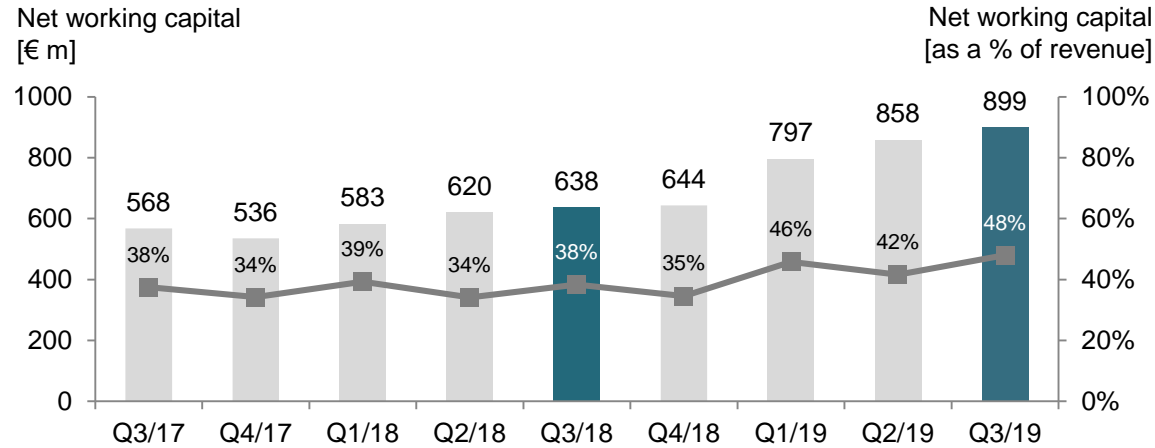
Comments

- Inventories and trade receivables remained significantly higher than planned
 - Trade payables back at prior-year level after temporary rise in Q4/18 through Q2/19 (caused, among other things, by pre-buy engine stock-building)
- ➔ Significant rise in net working capital (see next slide)

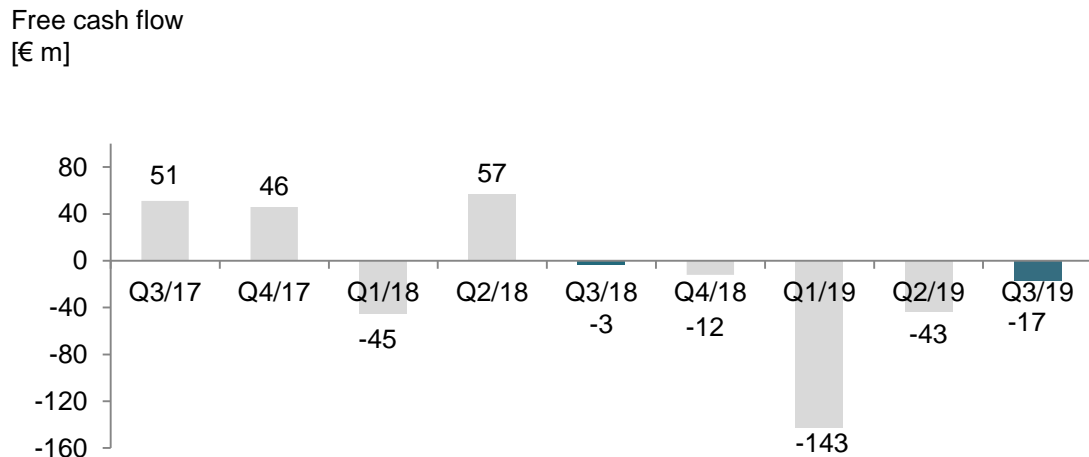
Free cash flow remains negative



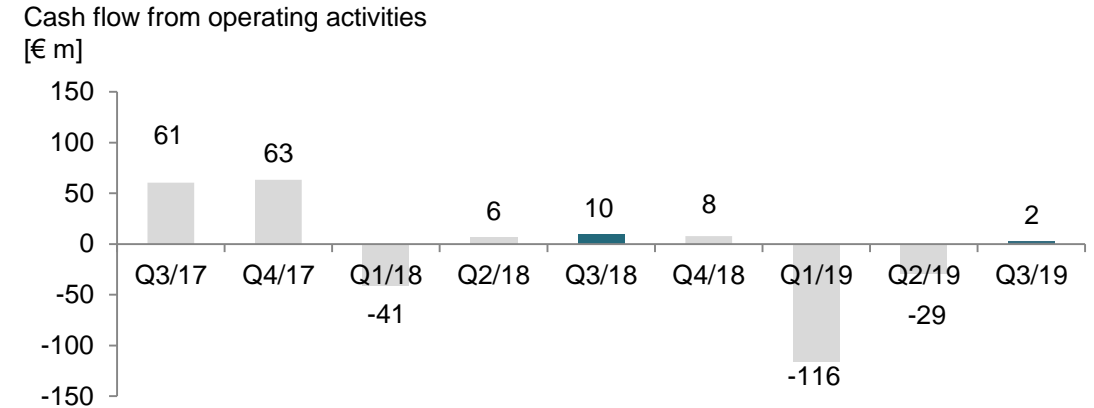
Net working capital



Free cash flow



Cash flow from operating activities



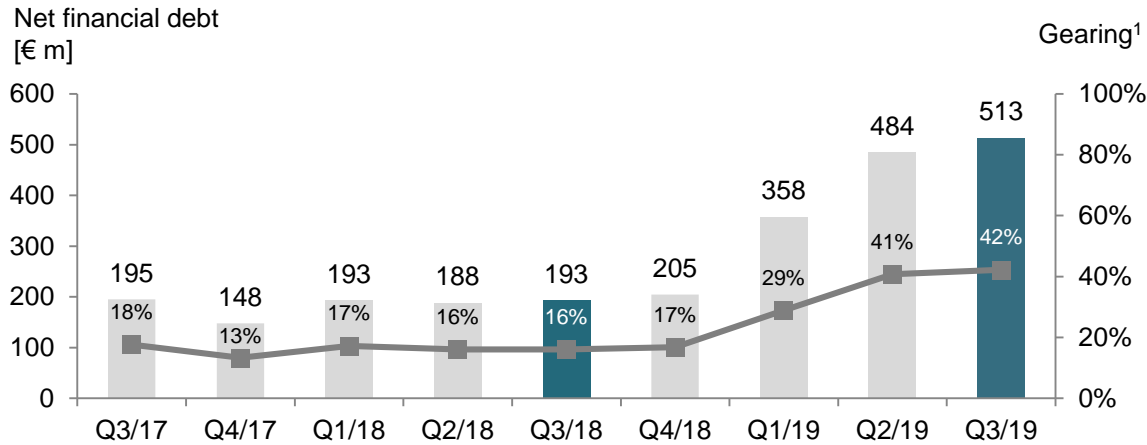
Comments

- Increase in net working capital due to high levels of inventory and trade receivables coupled with reduction in trade payables (see previous slide)
 - Free cash flow at € -203 m after first three quarters of the year
 - Production cutbacks were more extensive than planned in order to rapidly reduce inventory levels while minimizing impact on market prices
- ➔ Development of cash flow pushed net financial debt up further (see next slide)

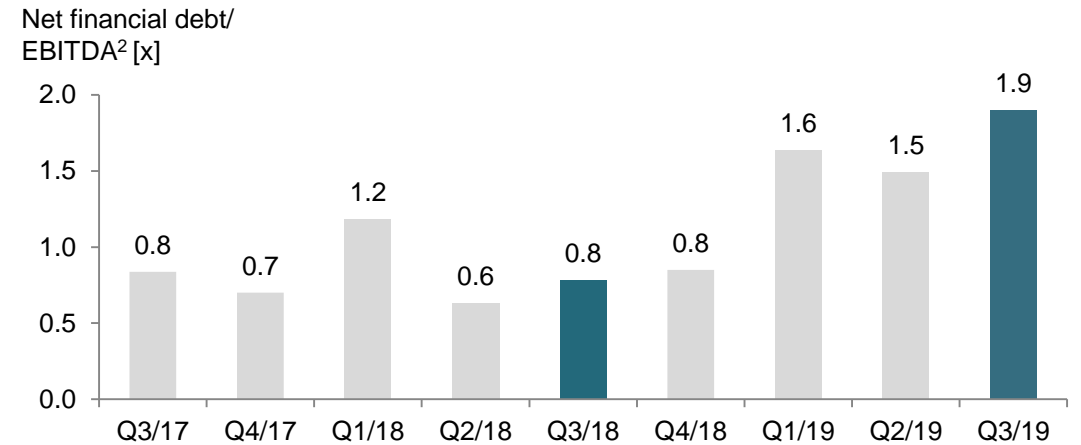
Increased gearing in balance sheet



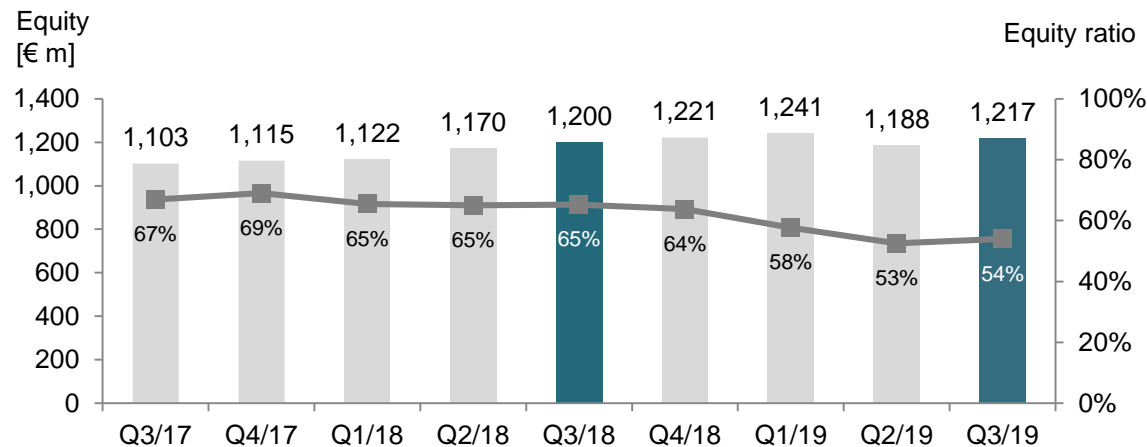
Net financial debt and gearing¹



Net financial debt/EBITDA²



Equity and equity ratio



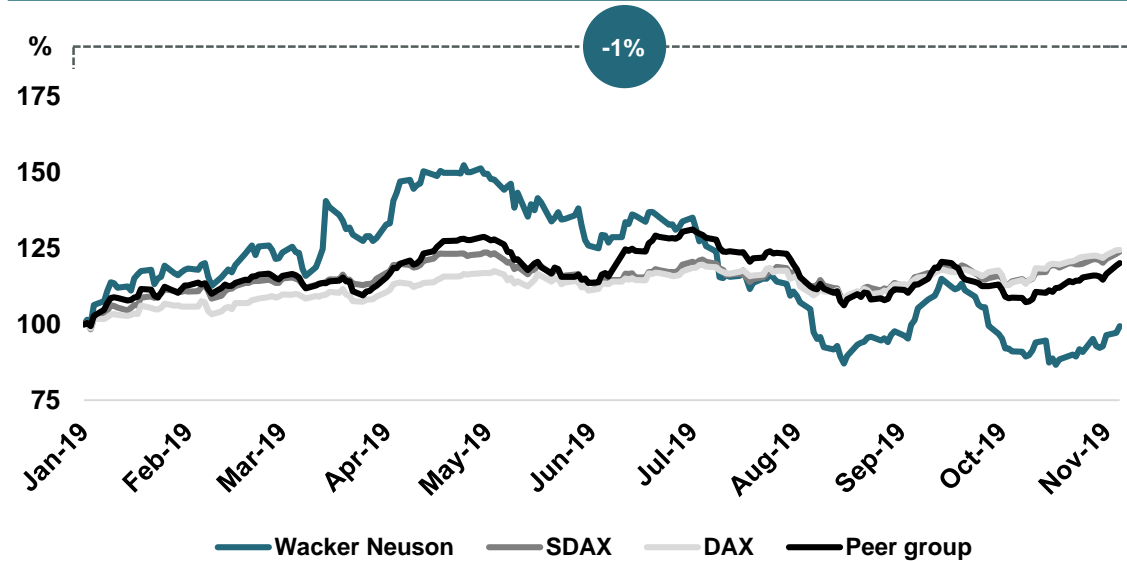
Comments

- Negative development of cash flow (see previous slide) pushes net financial debt up to € 513 m
- Gearing¹ up further at 42%
- Net financial debt / EBITDA² clearly above target corridor

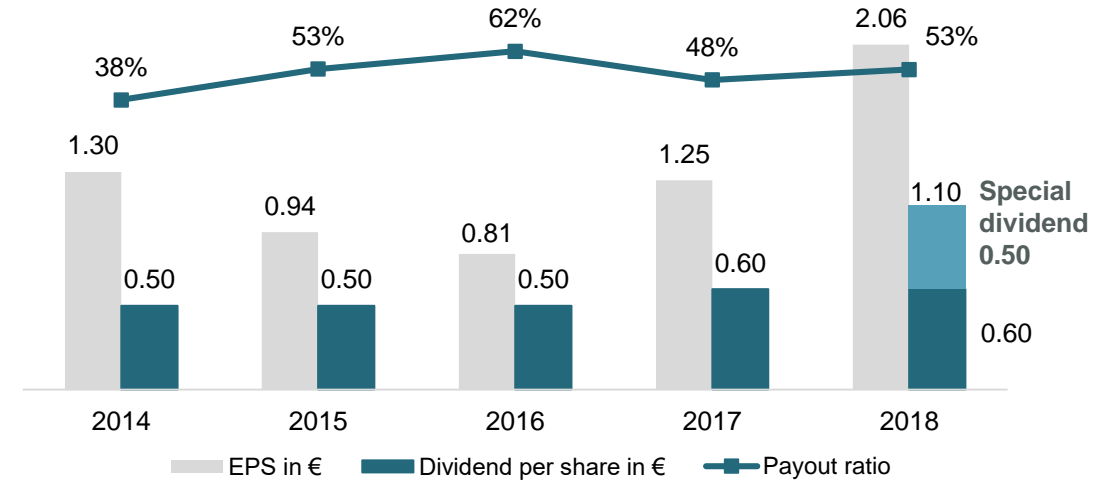
Share Development



The share in 2019¹



Dividend payout



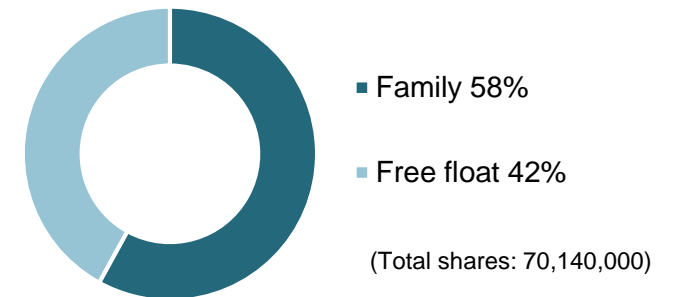
Key figures per share

in €	9M/19	9M/18
Adj. earnings per share	1.14	1.09
Book value per share	17.35	17.11
Share price at end of period	16.00	22.08
Market capitalization (€ m)	1,122.2	1,548.7

Coverage¹

Bank	TP (€)	Recom.	Date
Metzler	27.00	Buy	July 04, 2019
Commerzbank	23.00	Buy	Oct 16, 2019
Warburg	22.90	Buy	Oct 17, 2019
Hauck & Aufhäuser	22.50	Buy	Oct 17, 2019
Bankhaus Lampe	18.00	Buy	Oct 31, 2019
MainFirst	17.00	Neutral	Oct 15, 2019
Kepler Cheuvreux	12.00	Reduce	Oct 16, 2019

Shareholder structure





Overview

01

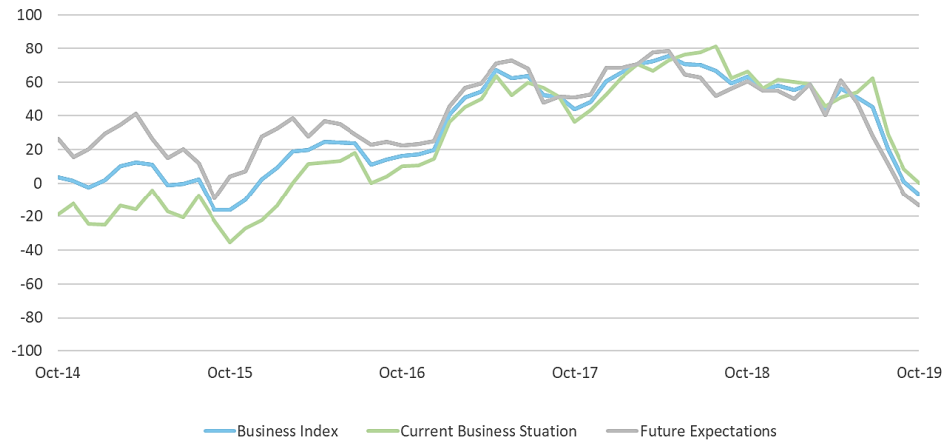
Financials

02

Outlook

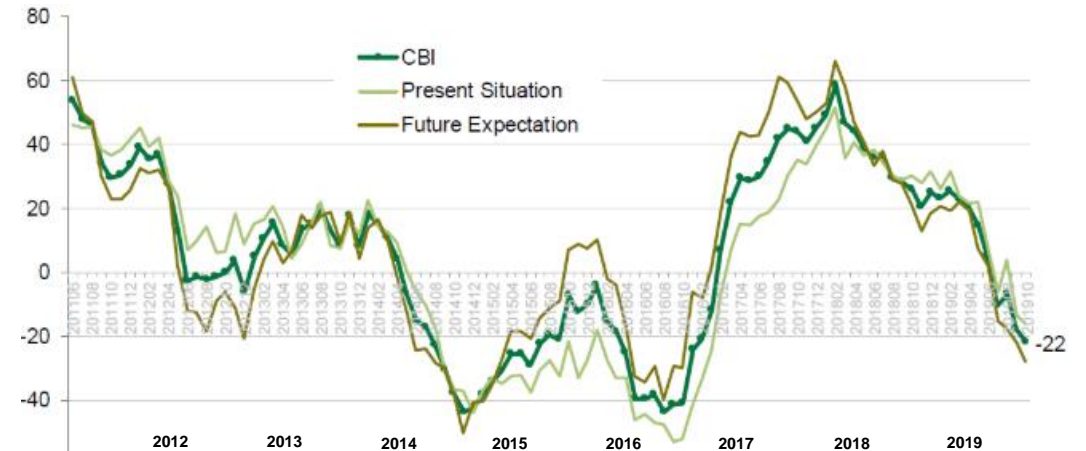
03

Business index for construction sector is cooling markedly



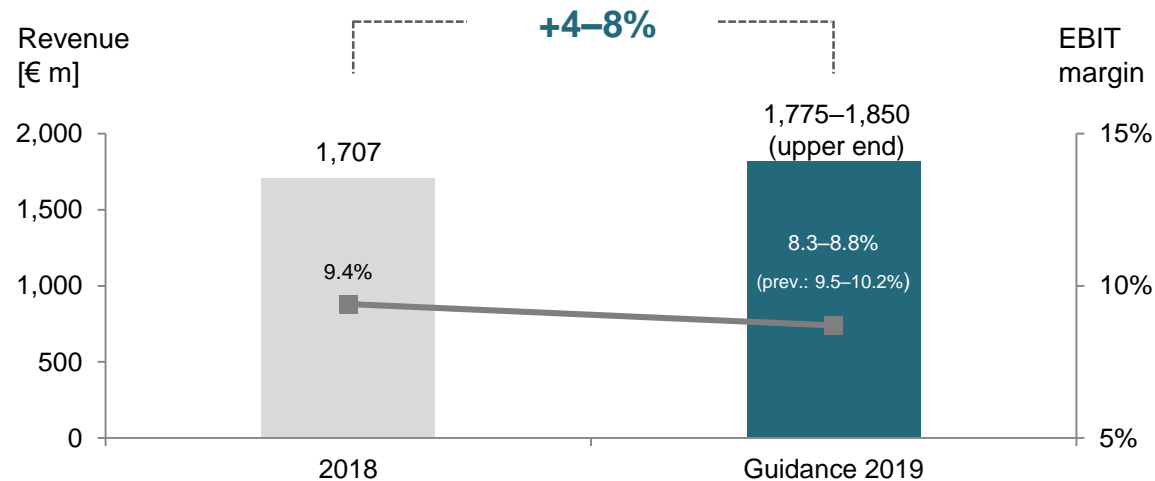
Source: CECE, October 2019

Business index for ag sector remains on downward path



Source: CEMA, October 2019

Earnings guidance for 2019 adjusted



Comments

- Recent order intake for the Wacker Neuson Group slightly below prior year
- Business indices from CECE and CEMA on a downward tilt, IMF has again lowered its economic outlook
- Revenue guidance for 2019 confirmed with revenue expected at the upper end of the projected range (previously: in the upper half) and EBIT margin set in the 8.3 to 8.8 percent range (previously: 9.5 to 10.2 percent range)
- At the close of the year, net working capital as a percentage of revenue expected to be significantly higher than prior year (prev.: slightly higher than prior year)
- Investments are expected at around € 90 m (previously: around € 100 m)



November 7, 2018	Publication of nine-month report 2019, investors and analysts call
November 11, 2019	Frankfurt roadshow
November 14, 2019	Paris roadshow
January 21, 2020	German Corporate Conference (KeplerCheuvreux), Frankfurt
February 4, 2020	Hamburg investors' day (Montega)
March 16, 2020	Publication of the 2019 Annual Report, press conference, Munich
March 25, 2020	Bankhaus Lampe German Conference, Baden-Baden
April 1, 2020	MainFirst Corporate Conference, Copenhagen

Disclaimer

This report contains forward-looking statements which are based on current estimates and assumptions made by corporate management at Wacker Neuson SE. Forward-looking statements are characterized by the use of words such as expect, intend, plan, predict, assume, believe, estimate, anticipate and similar formulations. Such statements are not to be understood as in any way guaranteeing that those expectations will turn out to be accurate. Future performance and the results actually achieved by Wacker Neuson SE and its affiliated companies depend on a number of risks and uncertainties and may therefore differ materially from forward-looking statements. Many of these factors are outside the Company's control and cannot be accurately estimated in advance, such as the future economic environment and the actions of competitors and market players. The Company neither plans nor undertakes to update any forward-looking statements.

All rights reserved. Valid November 2019. Wacker Neuson SE accepts no liability for the accuracy and completeness of information provided in this brochure. Reprint only with the written approval of Wacker Neuson SE in Munich, Germany. The German version shall govern in all instances.

Contact

Wacker Neuson SE

IR contact: +49 - (0)89 - 354 02 - 427

ir@wackerneuson.com

www.wackerneusongroup.com