



- Products and services for **construction and agriculture** (more than 40 product groups)
- Founded in 1848: long tradition of **>175 years**
- **approx. 5,800 employees**
- 8 manufacturing and R&D locations
- >7,000 sales and service stations worldwide
- Innovation as key driver, approx. 500 patents
- **Fiscal year 2025: approx. € 2.2 bn revenue and 6.0% EBIT margin**

Date: May 13, 2026

Preußenstraße 41
80809 Munich
Germany

Investment Highlights


- **Long-term growth:** Strategy 2030 targeting >11% EBIT margin
- **Innovation leader:** pioneer in zero emission solutions and construction equipment digitalization
- **Global presence:** diversified customer base in agriculture and construction markets worldwide
- **Megatrends as growth drivers:** urbanization, infrastructure modernization and decarbonization
- **Stable financial profile:** low financial leverage (equity ratio of 62%, net debt to EBITDA of 0.6¹)

Key Figures of the Wacker Neuson Group

in € m	Q1/26	Q1/25
Revenue	591.4	493.5
EBIT	41.5	12.1
EBIT margin (in %)	7.0	2.5
Profit for the period	28.1	4.2
Earnings per share	0.41	0.06
Free cash flow	-2.6	19.4

Business Overview: We serve our markets with three strong brands

¹ Q1/2026: Net financial debt / EBITDA of the last 12 months.



Construction, gardening and landscaping, municipal services, recycling, railroad/track construction, etc.

Agriculture, dairy farms/stables, municipal services

Further brands and participating interests:



SEQUELLO



Digitalization of construction sites, battery compatibility with a wide range of manufacturers

Guidance FY 2026

Revenue	€ 2,200 m – € 2,400 m
EBIT margin	6.5% – 7.5%
Investments	€ 70 m – € 90 m
Net working capital ratio	below 30%

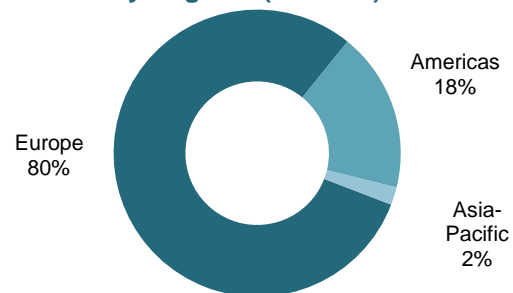
Executive Board

CEO	Dr. Karl Tragl
CFO	Christoph Burkhard
CSO	Alexander Greschner
COO	Felix Bietenbeck

Supervisory Board

Chairman	Hans Neunteufel
Members	Ralph Wacker Peter Riegler Christian Rast
Employee representatives	Elvis Schwarzmaier Christian Kekelj

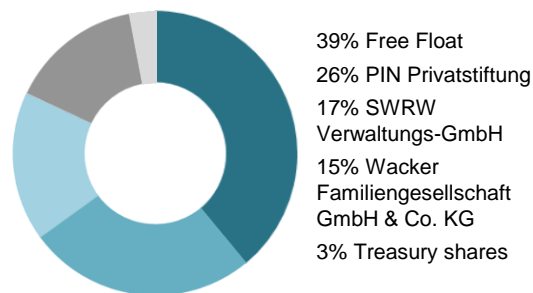
Revenue by Regions (Q1/2026)



Revenue by Segments (Q1/2026)



Shareholder Structure



Key Stock Figures

ISIN / WKN	DE000WACK012 / WACK01
Number of shares	70,140,000
IPO	May 15, 2007
Stock exchange segment	Regulated market (Prime Standard), Frankfurt Stock Exchange
Indices	SDAX, DAXplus Family, CDAX
Current market cap¹	€ 1.3 bn
52W High	€ 25.90
52W Low	€ 17.34

¹ As of March 31, 2026.